

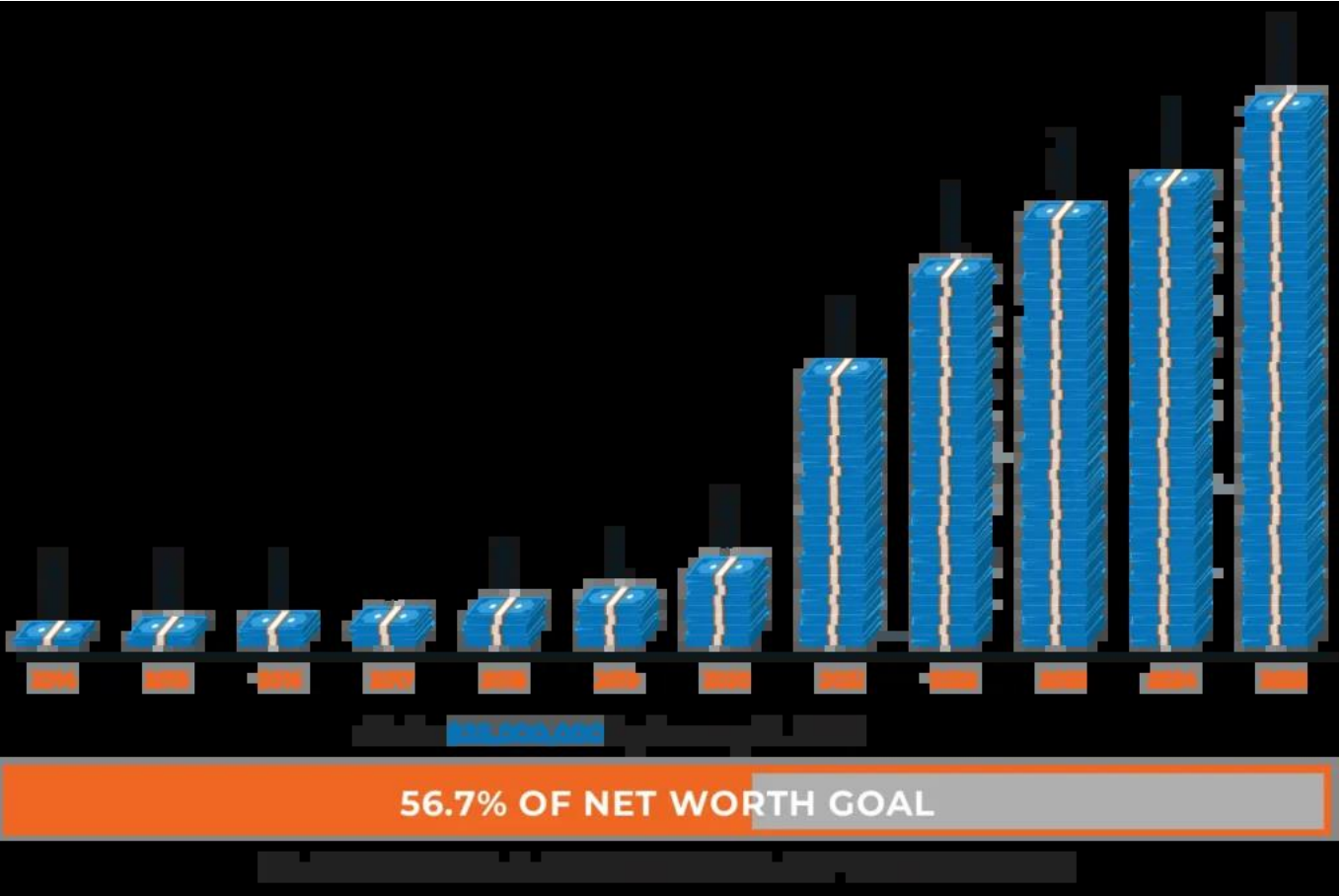
Financial Stats

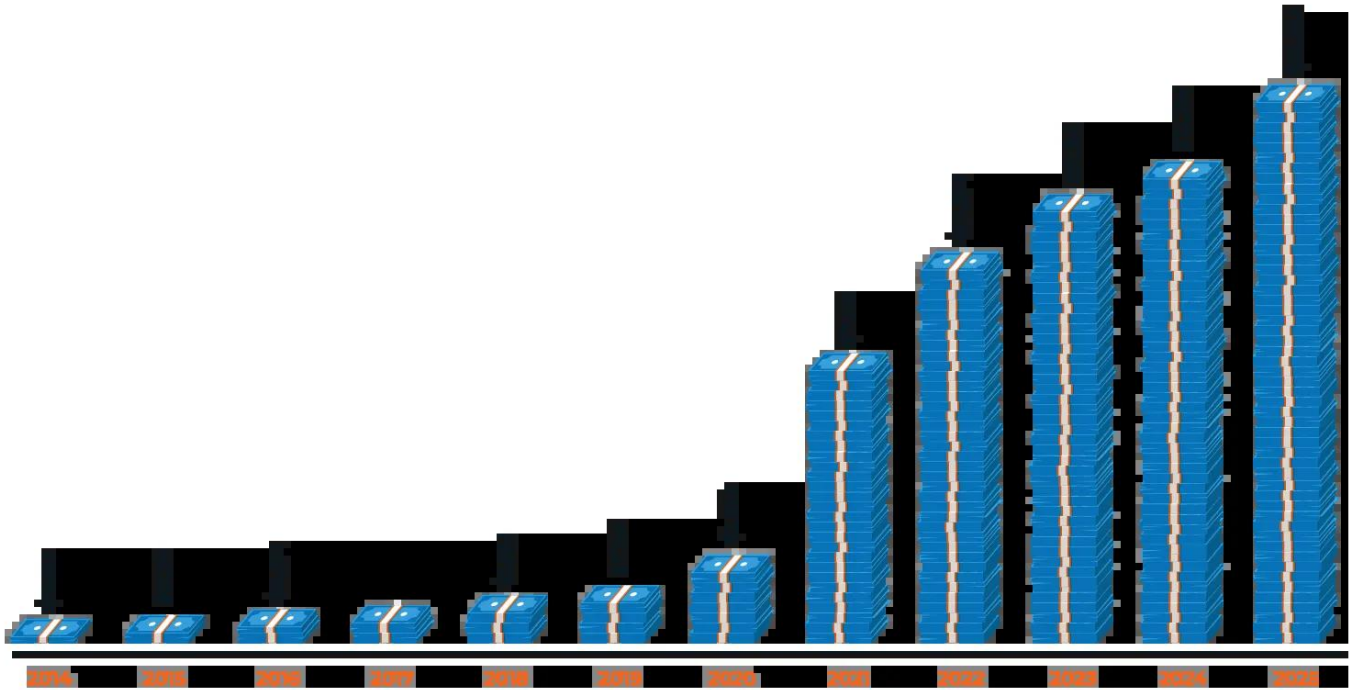
FINANCIAL STATS

On this page, you will find my monthly, quarterly, and annual financial stats. I decided to add this level of transparency to the blog in order for you to relate to my journey and the stories that I share here. I have found through my own experience that I have always enjoyed other blogs that share real numbers and real examples. I'm never going to give you any advice but I will share what I personally believe philosophically and what I'm doing with my own money. I think it's absolutely imperative that I pull back the curtain so you can see what's possible on your own journey to financial freedom.

This page will only contain the summary figures, but I will link out to the detailed reports as well when available (see links below).

NET WORTH TRENDS

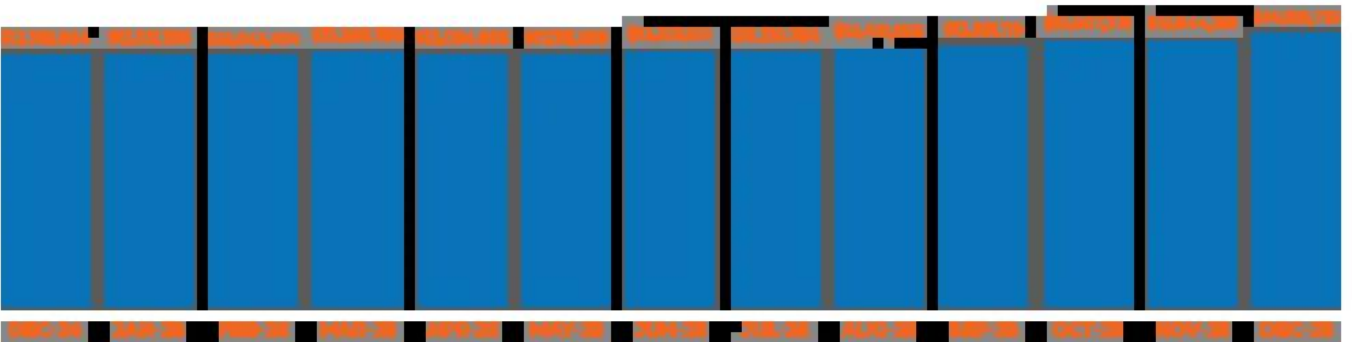




\$2,500,000



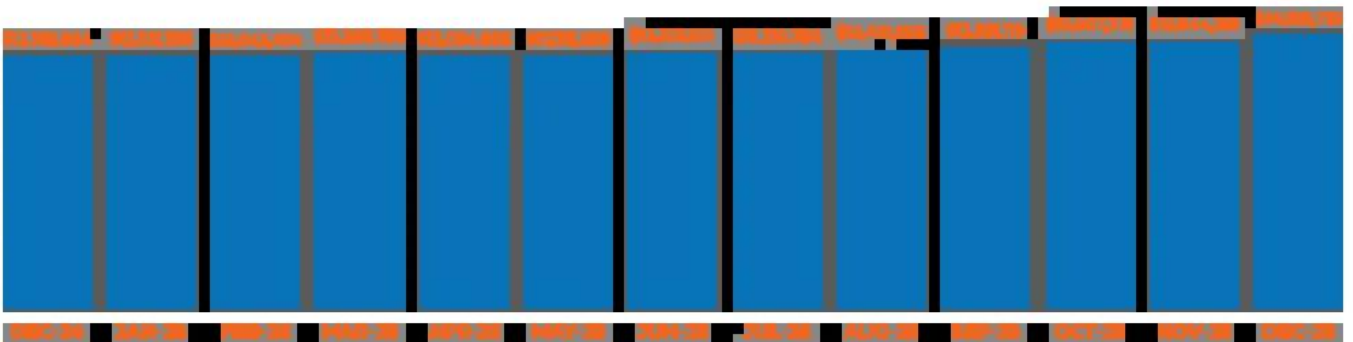
NET WORTH 12 MONTH TREND



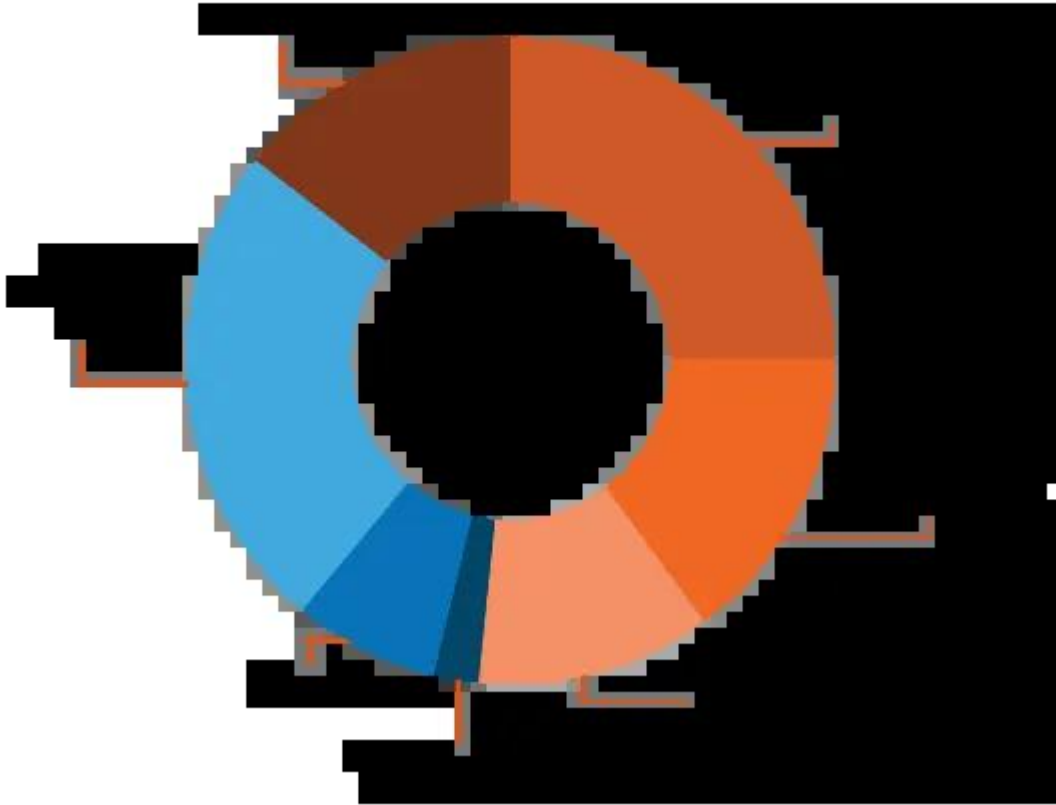
NET WORTH SPLIT



NET WORTH 12 MONTH TREND




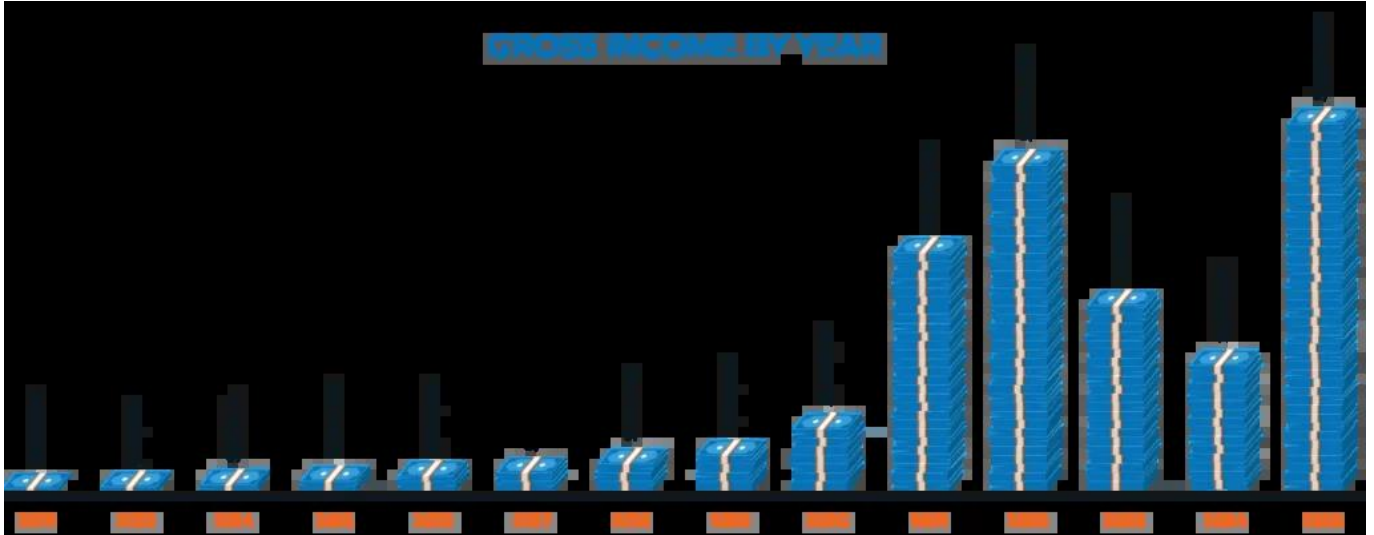
NET WORTH SPLIT



GROSS INCOME TRENDS

PROFITABILITY YEAR





Note: All financial figures represented above and below are combined stats for the GYFG household.

Wonder how I pull all this information together **every month?**

I use [Empower](#) to aggregate and consolidate our transactions from across all of our financial accounts (checking, savings, retirement, credit cards, mortgages, HSA, and other investment accounts – including offline accounts). At the end of the month, I export that information into my financial stats spreadsheet in order to produce the monthly reports linked below.

TRACKING your finances is, in my opinion, the **BEST** way to stay on top of your finances. **You can't optimize what you don't measure.** You can't make informed decisions if you don't know what you having coming in vs. what's going out. Without a holistic view of how much you spend every month, there's no way to set savings, debt repayment, or investment goals. It's a financial freedom must!

If you don't already have a **FREE** account with [Empower](#), **stop reading** and **go [sign up for your account right now!](#)** (Seriously, this financial update will be here when you're done. There's no time like the present to take action. You will thank me later!)

Monthly Financial Report Links

2014

Total Gross Income: [\\$214,142](#) | Net Worth: [\\$181,364](#)

2015

Total Gross Income: [\\$254,359](#) | Net Worth: [\\$317,727](#)



.

[January 2015 -](#)

Net Worth \$195,141 +7.6%



•

- Net Worth \$196,990 +0.9%

February 2015



- Net Worth \$201,054+2.1%

March 2021 -



-

Net Worth \$204,209+1.6%

April 2015 -



•

Net Worth \$210,853 +3.3%

May 2015 -



•

Net Worth \$220,313 +4.5%

June 2015 -



- Worth \$232,728 +5.6%

July 2015 - Net



•

Net Worth \$241,085 +3.6%

August 2015 -



- [2015 - Net Worth \\$248,578 +3.1%](#)

[September](#)



- Net Worth \$301,788 +21.4%

October 2015 -



- [2015 - Net Worth \\$311,820 +3.3%](#)

[November](#)



- [2015 - Net Worth \\$317,727 +1.9%](#)

[December](#)

2016

Total Gross Income: [\\$339,661](#) | Net Worth: [\\$527,668](#)



- Net Worth \$325,372 +2.4%

January 2016-



- [2016- Net Worth \\$362,579 +11.4%](#)

[February](#)



- Net Worth \$368,985 +1.8%

March 2016-



•

Net Worth \$370,744 +0.5%

April 2016-



- Worth \$383,167 +3.4%

May 2016- Net



•

Net Worth \$399,946 +4.4%

June 2016-



- Worth \$425,012 +6.3%

July 2016- Net



•


Net Worth \$433,743 +1.8%

August 2016-



- [2016- Net Worth \\$472,664 +9.2%](#)

[September](#)



- Net Worth \$479,950 +1.5%

October 2016-



- [2016- Net Worth \\$486,544 +1.4%](#)

[November](#)



•

2016- Net Worth \$527,668 +8.5%

December

2017

Total Gross Income: \$372,477 | Net Worth: \$664,391



- Net Worth \$524,993 -0.5%

January 2017 -



- - Net Worth \$532,590 +1.4%

February 2017



•

Net Worth \$541,510 +1.7%

March 2017 -



•

Net Worth \$550,347 +1.6%

April 2017 -



•

Net Worth \$558,202 +1.4%

May 2017 -



•

Net Worth \$571,210 +2.3%

June 2017 -



- Worth \$600,108 +5.1%

July 2017 - Net



- Net Worth \$609,546 +1.6%

August 2017 -



- [2017 - Net Worth \\$630,223 +3.4%](#)

[September](#)



- Net Worth \$632,168 +0.3%

October 2017 -



- [2017 - Net Worth \\$644,406 +1.9%](#)

[November](#)



- [2017 - Net Worth \\$664,391 +3.1%](#)

[December](#)

2018

Total Gross Income: [\\$475,7457](#) | Net Worth: [\\$1,012,865](#)



- Net Worth \$674,336 +1.5%

January 2018 -



- - Net Worth \$724,974 +7.5%

February 2018



•

Net Worth \$738,718 +1.9%

March 2018 -



•

Net Worth \$754,184 +2.1%

April 2018 -



•

Net Worth \$791,370 +4.9%

May 2018 -



•

Net Worth \$806,918 +2.0%

June 2018 -



- Worth \$850,450 +5.4%

July 2018 - Net



• Net Worth \$854,696 +0.5%

August 2018 -



- [2018 - Net Worth \\$870,156 +1.8%](#)

[September](#)



- Net Worth \$872,091 +0.2%

October 2018 -



- [2018 - Net Worth \\$895,001 +2.6%](#)

[November](#)



- [2018 - Net Worth \\$1,012,865 +13.2%](#)

[December](#)

2019

Total Gross Income: **\$747,427** | Net Worth: **\$1,670,321**



- Net Worth \$1,046,938 +3.4%

January 2019 -



- - Net Worth \$1,086,876 3.8%

February 2019



- Net Worth \$1,100,055 +1.2%

March 2019 -



- Net Worth \$1,110,940 +1.0%

April 2019 -



-

Net Worth \$1,171,429 +5.4%

May 2019 -



•

Net Worth \$1,220,368 +4.2%

June 2019 -



• Worth \$1,297,960 +6.4%

July 2019 - Net



- Net Worth \$1,312,526 +1.1%

August 2019 -



- [2019 - Net Worth \\$1,360,455 +3.7%](#)

[September](#)



- Net Worth \$1,342,681 -1.3%

October 2019 -



- [2019 - Net Worth \\$1,374,308 +2.4%](#)

[November](#)



- [2019 - Net Worth \\$1,670,321 +21.5%](#)

[December](#)

2020

Total Gross Income: **\$1,305,126** | Net Worth: **\$2,379,441**



- Net Worth \$1,767,532 +5.8%

January 2020 -



- - Net Worth \$1,814,003 +2.6%

February 2020



- - Net Worth \$1,814,003 +2.6%

February 2020



- Net Worth \$1,911,820 +4.0%

April 2020 -



- Net Worth \$1,945,625 +1.8%

May 2020 -



- Net Worth \$2,008,444 +3.2%

June 2020 -



• Worth \$2,071,369 +3.1%

July 2020 - Net



- Net Worth \$2,127,140 +2.7%

August 2020 -



- [2020 - Net Worth \\$2,208,859 +3.8%](#)

[September](#)



- Net Worth \$2,312,319 +4.7%

October 2020 -



- [2020 - Net Worth \\$2,359,535 +2.0%](#)

[November](#)



• [2020 - Net Worth \\$2,379,441 +0.8%](#)

[December](#)

2021

Total Gross Income: **\$2,508,486** | Net Worth: **\$7,586,316**



- Net Worth \$2,614,367 +9.9%

January 2021 -



- - Net Worth \$2,637,353 +0.9%

February 2021



- Net Worth \$2,658,092 +0.8%

March 2021 -



- Net Worth \$2,766,925 +4.1%

April 2021 -



- Net Worth \$2,870,884 +3.7%

May 2021 -



-

Net Worth \$3,001,550 +4.6%

June 2021 -



- Worth \$6,533,960 +117.7%

July 2021 - Net



- Net Worth \$6,594,162 +0.9%

August 2021 -



- [2021 - Net Worth \\$6,689,383 +1.3%](#)

[September](#)



- Net Worth \$7,521,552 +12.4%

October 2021 -



- [2021 - Net Worth \\$7,528,214 +0.1%](#)

[November](#)



•

[2021 - Net Worth \\$7,586,316 +0.8%](#)

[December](#)

2022

Total Gross Income: **\$3,048,736** | Net Worth: **\$10,245,337**

Note: Starting in 2022 I will only be publishing a financial report once a quarter.



- **Net Worth \$7,720,431** +1.8%

January 2022



- - **Net Worth \$7,788,012** +0.9%

February 2022



- Net Worth \$8,003,069 +2.8%

March 2022 -



•


Net Worth \$7,918,189 -1.1%

April 2022 -



- **Net Worth \$ 7,971,353** +0.7%

May 2022 -



•

Net Worth \$7,948,365 -0.29%

June 2022 -



• **Worth \$8,028,920** +1.0%

July 2022 - **Net**



• **Net Worth \$7,909,276 -1.5%**

August 2022 -



- [2022 - Net Worth \\$7,933,251 +1.0%](#)

[September](#)



• **Net Worth \$7,879,411 -0.7%**

October 2022 -



• 2022 - **Net Worth \$ 10,347,106** +31.3%

November



• [2022 - Net Worth \\$ 10,245,337 -1.0%](#)

[December](#)

2023

Total Gross Income: [\\$1,966,357](#) | Net Worth: [\\$11,341,706](#)




•

[REVIEW - Read the Full Report](#)

[2023 ANNUAL](#)

2024

Total Gross Income: **\$1,471,971** | Net Worth: **\$12,169,864**



•

[REVIEW - Read the Full Report](#)

[2024 ANNUAL](#)

2025

Total Gross Income: **\$3,201,945** | Net Worth: **\$14,186,716**

Gen Y Finance Guy